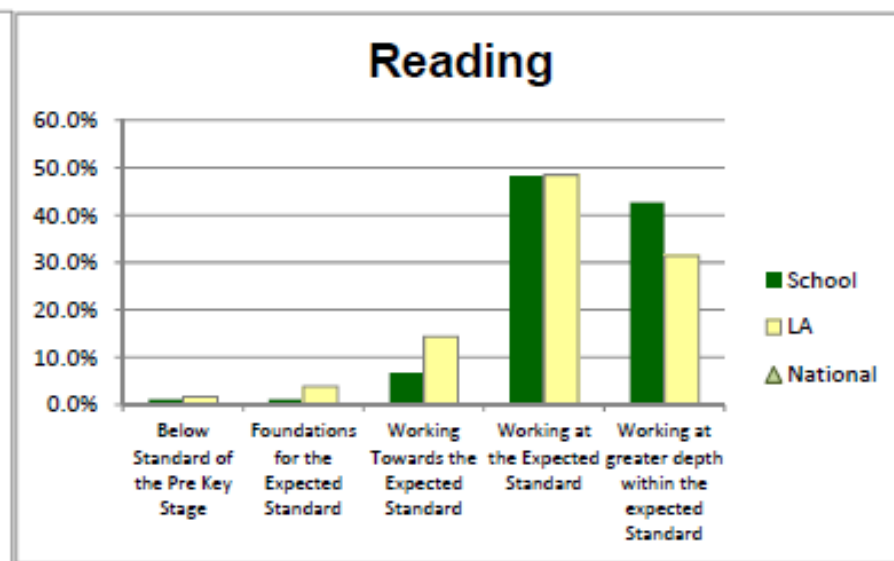
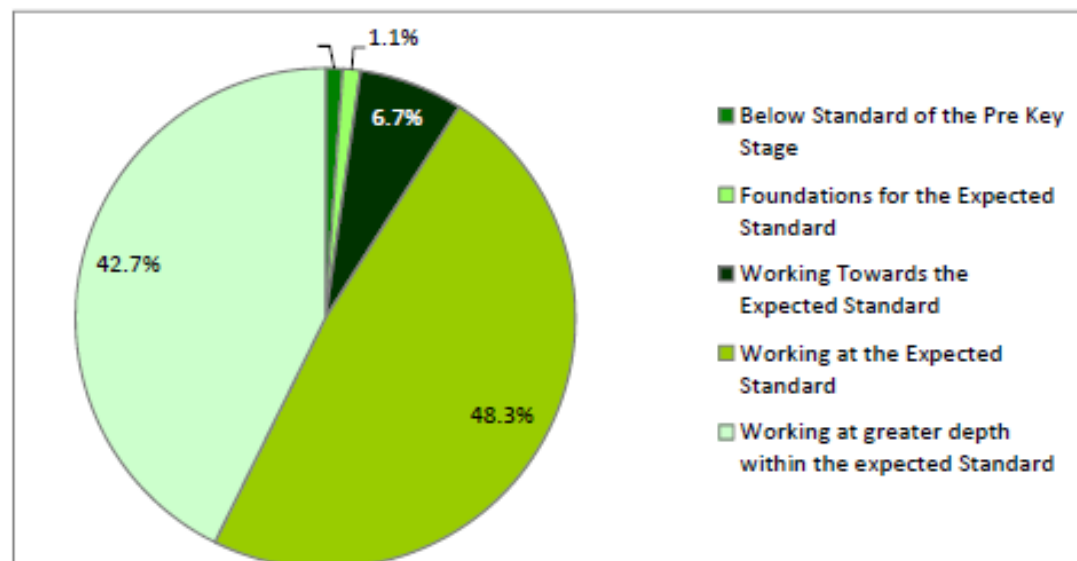
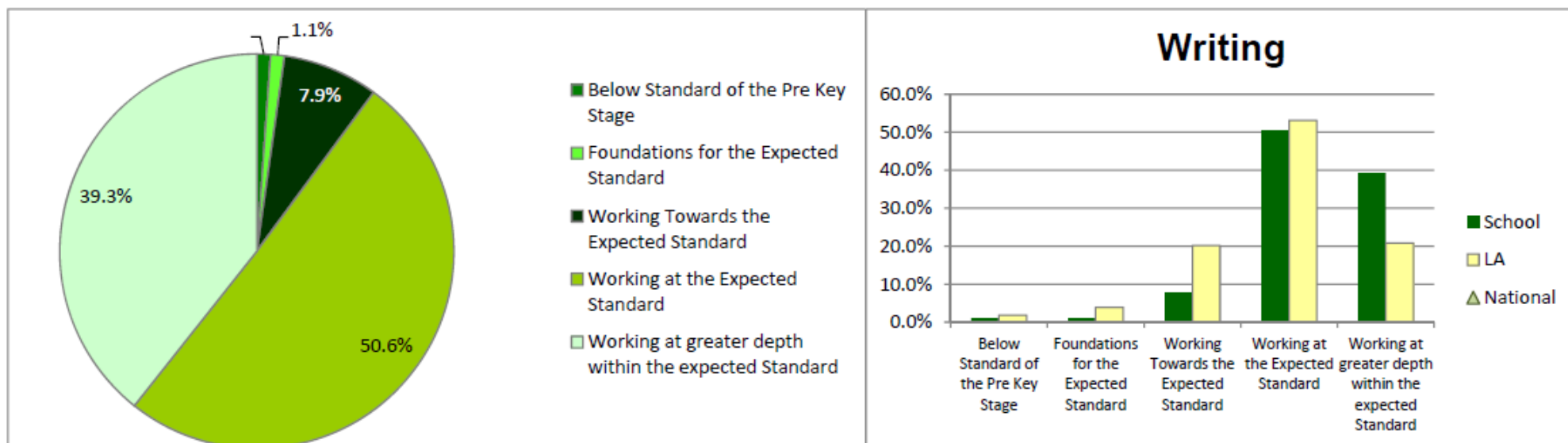


				% of pupils achieving						
				Has not met the Standard			Achieved Standard			
				Pupils	Absent or Disapplied	Below Standard of the Pre Key Stage	Foundations for the Expected Standard	Working Towards the Expected Standard	Working at the Expected Standard	Working at greater depth within the expected Standard
Reading	Darrick Wood Infant	89	0.0%	1.1%	1.1%	6.7%	48.3%	42.7%		
	Bromley	4,060	0.1%	1.7%	3.8%	14.4%	48.5%	31.4%		
	National 2017	-								



				% of pupils achieving				
				Has not met the Standard			Achieved Standard	
		Pupils	Absent or Disapplied	Below Standard of the Pre Key Stage	Foundations for the Expected Standard	Working Towards the Expected Standard	Working at the Expected Standard	Working at greater depth at the expected Standard
Writing	Darrick Wood Infant	89	0.0%	1.1%	1.1%	7.9%	50.6%	39.3%
	Bromley	4,060	0.1%	1.8%	3.9%	20.2%	53.2%	20.8%
	National 2017	-	-					



		% of pupils achieving						
		Pupils	Absent or Disapplied	Has not met the Standard			Achieved Standard	
				Below Standard of the Pre Key Stage	Foundations for the Expected Standard	Working Towards the Expected Standard	Working at the Expected Standard	Working at greater depth at the expected Standard
Maths	Darrick Wood Infant	89	0.0%	1.1%	0.0%	9.0%	44.9%	44.9%
	Bromley	4,060	0.1%	1.8%	3.0%	15.6%	53.3%	26.1%
	National 2017	-						

